
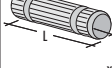
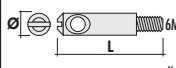


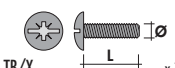



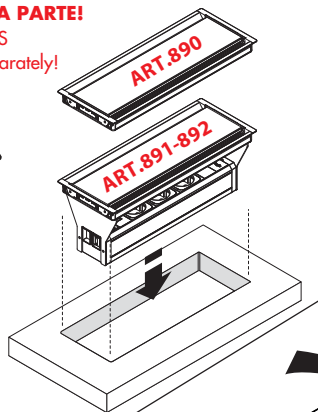

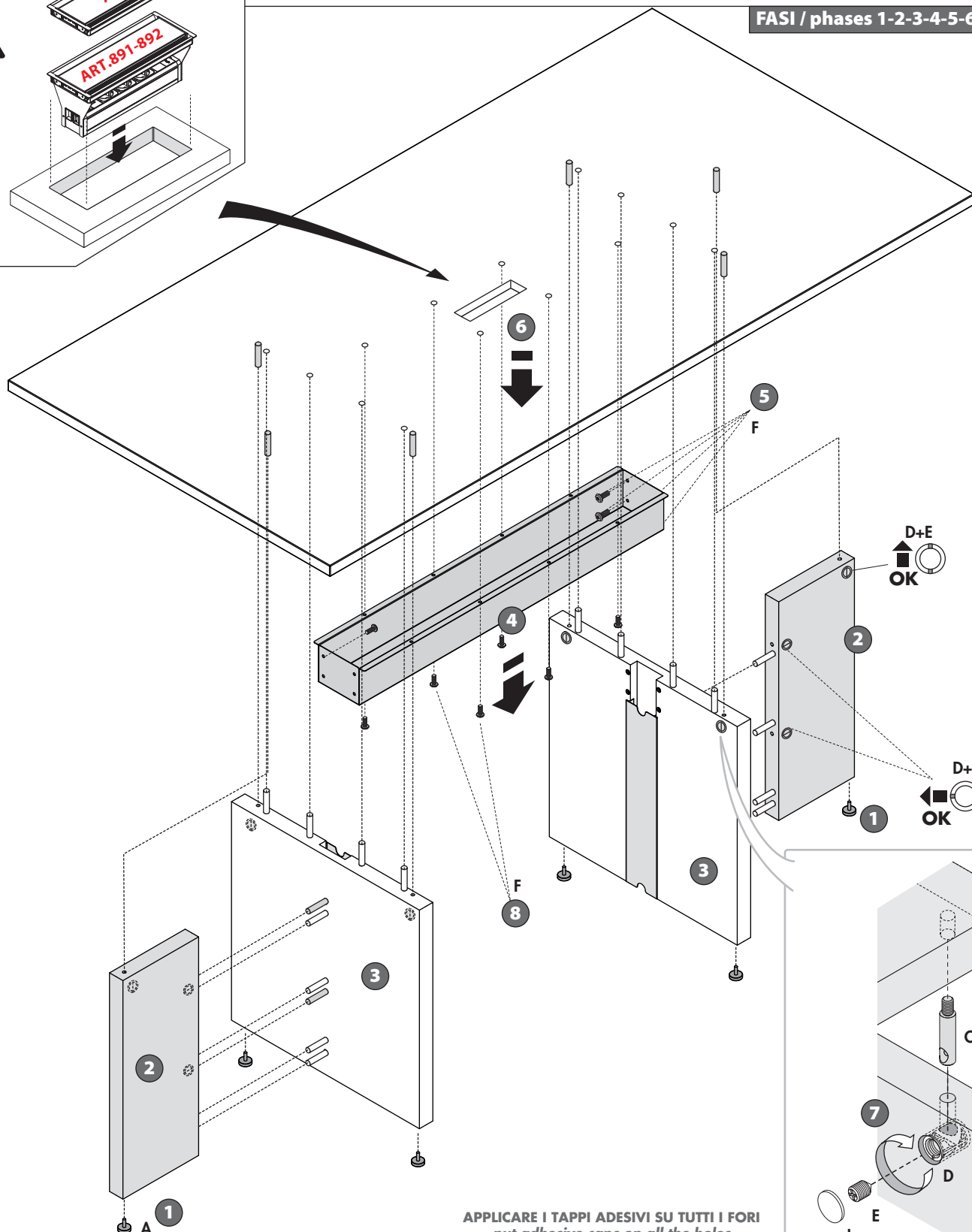
ELITE

**SCHEMA DI MONTAGGIO/assembly scheme**  
 TAVOLI RIUNIONE RETTANGOLARI  
 rectangular meeting tables  
**ART. 119-120-121**

LAS®

 CODICE  
 code **777 700 881**  
 DISEGNO  
 drawing **SM 74018**  
 DATA  
 date 22-01-2020  
 PAGINA  
 page 1/1

CODE	COLOUR	CODE	Ø x L	CODE	Ø x L	COLOUR	CODE	Ø	COLOUR	CODE	COLOUR	CODE	Ø x L	COLOUR	CODE	COLOUR
504316005	NERO black	505060901	10 x 30 3/8" x 1 3/16"	505041926	10 x 46 3/8" x 1 13/16" - zinc plated	ZINCATO	505030812	16 5/8"	BRUNITA burnished	506062108	BRUNITA burnished	506223009	6MA x 15 6MA x 9/16" - burnished	BRUNITA	505132353	NERO53 black 53
	A x 6		B x 16		C x 10			D x 10			E x 10		F x 17			I x 10

**TOP-ACCESS**  
**FORNITO A PARTE!**  
 TOP-ACCESS  
 supplied separately!

**N.B. PER IL MONTAGGIO**  
**SEGUIRE LE FASI NUMERATE**  
*assemble following the numbered phases*

**FASI / phases 1-2-3-4-5-6-7-8-9**

**APPLICARE I TAPPI ADESIVI SU TUTTI I FORI**  
*put adhesive caps on all the holes*
