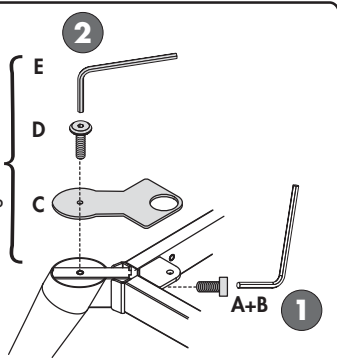


## FASI / phases 1-2

### SOLO PER TAVOLI CON PIANO IN CRISTALLO FOR TABLES WITH CRYSTAL TOP ONLY

**SOLO PER TAVOLI CON PIANO IN CRISTALLO**  
FOR TABLES WITH CRYSTAL TOP ONLY



CODE	Ø x L	COLOUR
506663710	10MA x 40	ZINCATO
10MA x 1 9/16" - zinc plated		
TCL/E	L	Ø A x 4

CODE	COLOUR
505182205	FERRO
iron	
B	x 1

CODE	COLOUR
423716019	TITANB
C	x 4

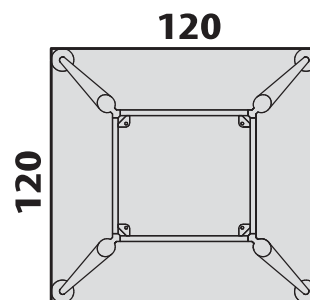
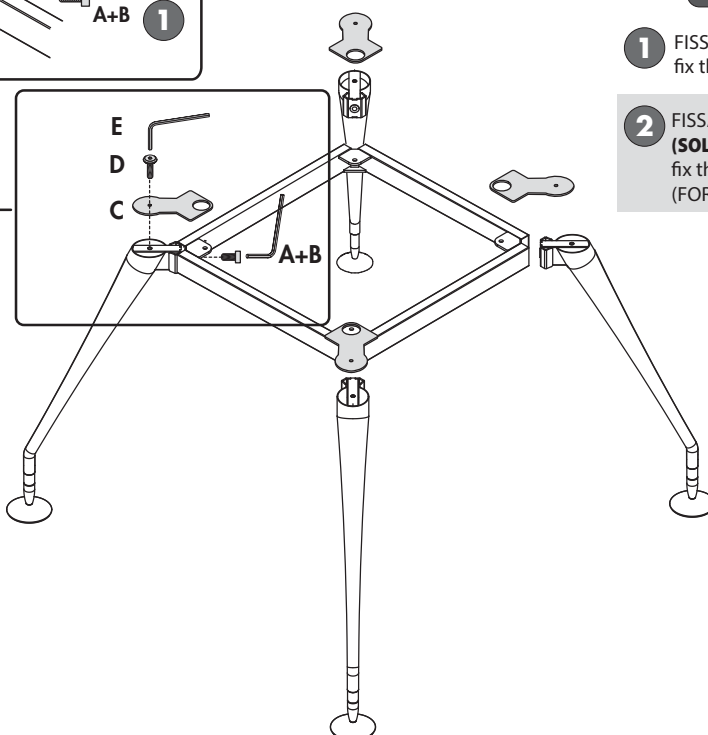
CODE	Ø x L	COLOUR
506663809	6MA x 15	ZINCATO
6MA x 9/16" - zinc plated		
TP/E	D	x 4

CODE	COLOUR
505182201	FERRO
iron	
E	x 1

**N.B. PER IL MONTAGGIO  
SEGUIRE LE FASI NUMERATE**  
assemble following the numbered phases

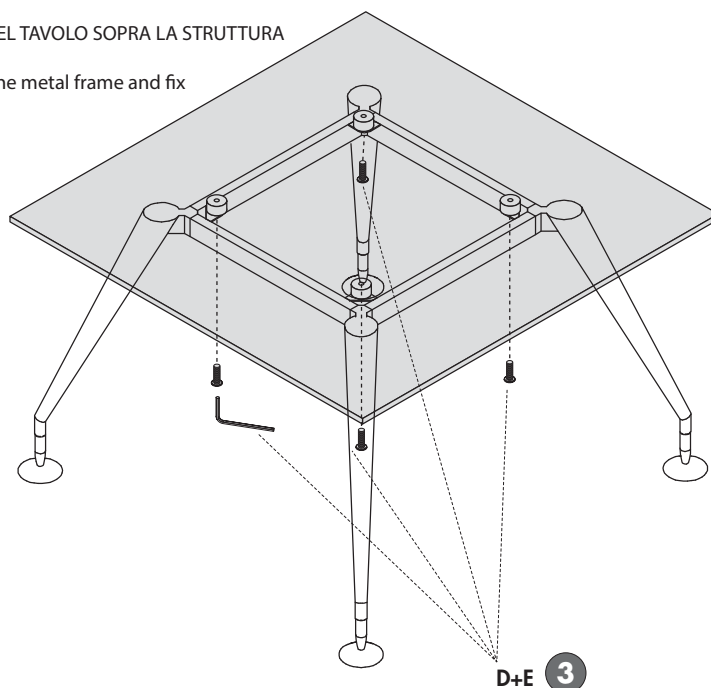
**1** FISSARE LE GAMBE AL TELAIO  
fix the legs with the metal frame

**2** FISSARE LE PIASTRE SOPRA LE GAMBE  
(SOLO PER TAVOLI CON PIANI IN CRISTALLO)  
fix the plates on the legs  
(FOR TABLES WITH CRYSTAL TOP ONLY)



## FASE / phase 3

**3** POSIZIONARE IL PIANO DEL TAVOLO SOPRA LA STRUTTURA  
E FISSARE DA SOTTO  
place the table top over the metal frame and fix  
from below



CODE	Ø x L	COLOUR
506663809	6MA x 15	ZINCATO
6MA x 9/16" - zinc plated		
TP/E	D	x 4